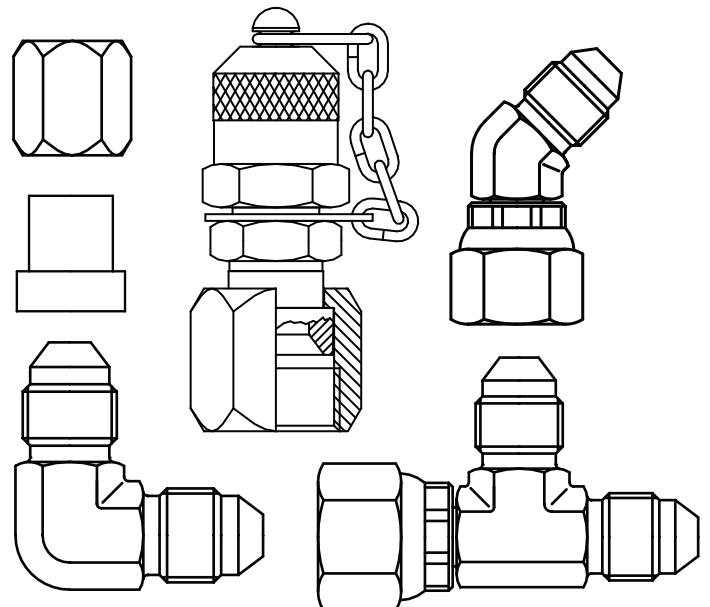


SAE J514

37°

Fittings for flared tubes



THE COMPANY

Van den Heuvel is both a **distributor** for European-made high quality fittings for flared tubes according to SAE J514 / ISO 8434, and **manufacturer** of the original HydroCheck test points for micro hydraulics.

From our site in northern **Germany**, we serve our customers worldwide, with all the speed and reliability necessary for efficient business.

We are dedicated to constantly improving the **quality** of our products and maintaining the highest standards. The company works according to quality standards of DIN EN ISO 9001:2008.



MATERIALS

Steel parts are made either by forging, cold forming, or by turning from barstock. The surface is chromated and protected with galvanic zinc. It fulfills standard salt spray testing according to ASTM B 117.

Bodies	barstock	ASTM A108-12L14
Bodies	forged	ASTM A576-12L14
Nuts	barstock	ASTM A108-12L14
Nuts	cold formed	ASTM A576-C1110
Sleeves	barstock	ASTM A108-C1137
Sleeves	cold formed	SAE 1020

TEMPERATURE

Flared fittings made of carbon steel complying with ISO 8434 and SAE J514 are suitable for use at the working pressures listed in the table, when used at fluid temperatures between -20°C and +120°C.

Where standard NBR seals are used, temperatures shall range within -20°C to +100°C, up to +120°C for the short term.

In case other sealing materials than NBR are used, fluid temperatures are limited to the temperature restrictions of these other materials.

For test points Series M16x2 other temperature specifications apply.

PRESSURE

Working pressure ratings relate to SAE J514 and ISO 8434-2. The pressure requirements given in the table are for carbon steel tube and hose connections and fitting bodies only.

For port and stud end pressure requirements, the values specified in the respective port and stud end standards shall apply.

In general, the component with the lowest working pressure determines the applicable pressure in a hydraulic system.

For 37° fittings, pressure ratings are based on a safety factor of 4:1.

Size	[mm]	[inch]	PN -A- [bar]	PN -B- [bar]	PN -C- [bar]
4	6	1/4	345	310	345
5	8	5/16	345	275	345
6	10	3/8	345	275	275
8	12	1/2	310	275	210
10	14, 15, 16	5/8	240	210	210
12	18, 20	3/4	240	210	170
16	25	1	210	170	140
20	30, 32	1-1/4	170	140	80
24	38	1-1/2	140	105	70

- A- = Rigid threads (unions + bulkheads)
- B- = Adjustable threads + female swivels
- C- = Fittings with pipe threads (NPTF)

SEALS

Standard seals for all SAE J514 fittings for flared tubes = NBR.

Other materials on request.

For test points Series M16x2 other material specifications apply.

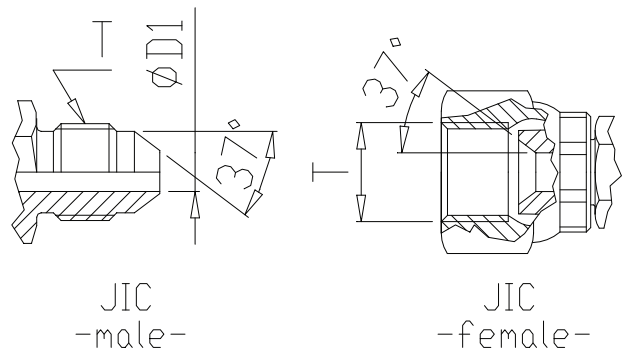
THREAD CONFORMANCE STANDARDS

37° flare end	SAE J514; ISO 8434-2
UN/UNF	ISO 11926-2/3
Metric	ISO 6149-2/3
BSPP	ISO 1179-3 (non-adjustable, with o-ring + retaining ring); ISO 228/1
BSPT	ISO 7/1; DIN 2999-1
NPTF	SAE J476a; ANSI B1.20.3

MAIN DIMENSIONS

MALE / FEMALE FLARE ENDS 37°, ACC. TO SAE J514 / ISO 8434-2

Size	[mm]	[inch]	T [UN/UNF]	ØD1 [mm]
4	6	1/4	7/16-20 UNF	4.4
5	8	5/16	1/2-20 UNF	6.0
6	10	3/8	9/16-18 UNF	7.5
8	12	1/2	3/4-16 UNF	9.9
10	14, 15, 16	5/8	7/8-14 UNF	12.3
12	18, 20	3/4	1-1/16-12 UN	15.5
16	25	1	1-5/16-12 UN	21.5
20	30, 32	1-1/4	1-5/8-12 UN	27.5
24	38	1-1/2	1-7/8-12 UN	33.0

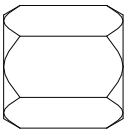


NOTE

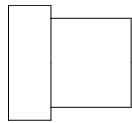
Van den Heuvel Hydraulik GmbH & Co. KG reserves the right not to be responsible for the topicality, correctness or quality of the information provided.

Products and specifications listed in this catalogue are subject to change without prior notice.

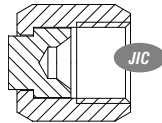
Data of lengths, bores, and weights have been rounded by us to improve legibility of the tables. Exact dimensions and tolerances must be looked up in the tables of standards.



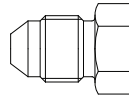
TL-M
Tube nut
4



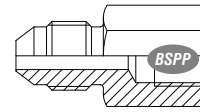
TL-STH
Sleeve
4



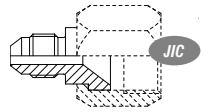
TL-VST
Swivel plug
4



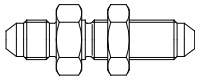
TL-ROVM
Plug
5



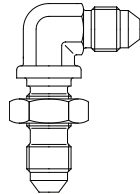
XTL-GAI
Adapter
5



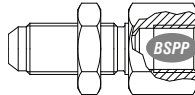
XTL-KOR
Reducer
5



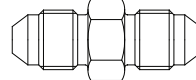
XTL-SV
Bulkhead union
6



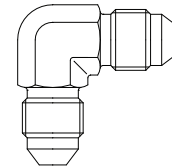
XTL-WSV
Bulkhead elbow
6



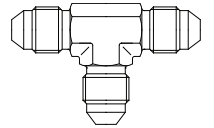
XTL-SVAD
Bulkhead connector
6



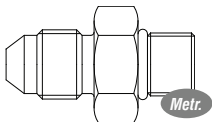
XTL-G
Union
7



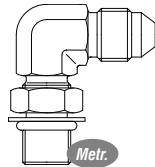
XTL-W
Union elbow
7



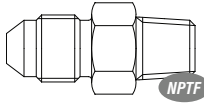
XTL-T
Union tee
7



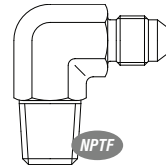
XTL-GE
Stud connector
8



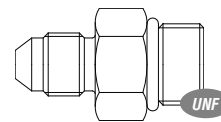
XTL-EWE
Stud elbow
8



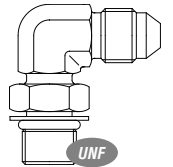
XTL-GE
Stud connector
8



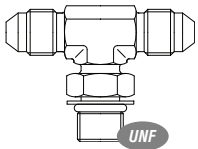
XTL-WE
Stud elbow
9



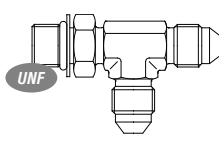
XTL-GE
Stud connector
10



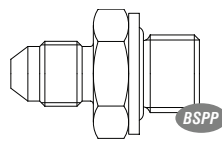
XTL-EWE
Stud elbow
10



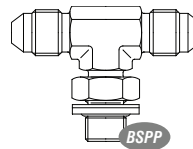
XTL-ETE
Stud branch tee
10



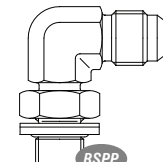
XTL-ELE
Stud run tee
11



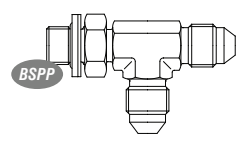
XTL-GE
Stud connector
11



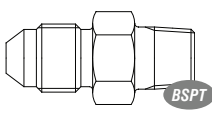
XTL-ETE
Stud branch tee
11



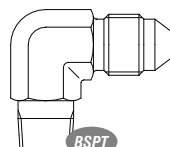
XTL-EWE
Stud elbow
12



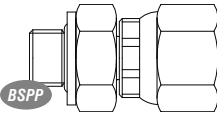
XTL-ELE
Stud run tee
12



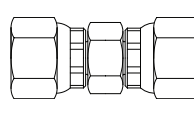
XTL-GE
Stud connector
13



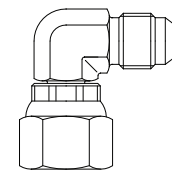
XTL-WE
Stud elbow
14



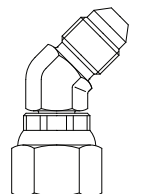
TL-EVGE
Swivel stud
15



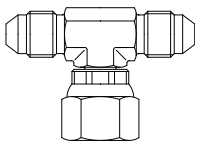
TL-GKAD
Swivel union
15



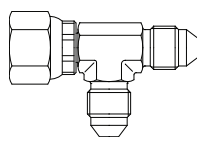
XTL-WKAD
Swivel elbow
15



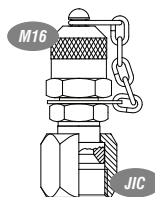
XTL-45WKAD
Swivel elbow 45°
16



XTL-TA
Swivel branch tee
16



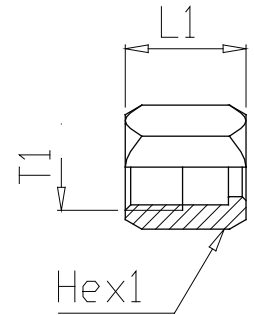
XTL-LA
Swivel run tee
16



IG
Test point M16x2
17

TL-M-... UN/UNF

Code	[mm]	[in.]	T1 [UN/UNF-2B]	L1 [mm]	Hex1 [mm]	[g]
TL-M-06	6	1/4	7/16-20 UNF	16	14	11
TL-M-08	8	5/16	1/2-20 UNF	17	17	18
TL-M-10	10	3/8	9/16-18 UNF	18	19	25
TL-M-12	12	1/2	3/4-16 UNF	21	22	28
TL-M-14+15+16	14+15+16	5/8	7/8-14 UNF	25	27	55
TL-M-18+20	18+20	3/4	1-1/16-12 UN	26	32	78
TL-M-25	25	1	1-5/16-12 UN	28	41	147
TL-M-30+32	30+32	1-1/4	1-5/8-12 UN	31	50	218
TL-M-38	38	1-1/2	1-7/8-12 UN	36	60	385



TUBE NUT

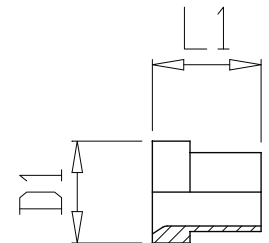
Thread: Female UN/UNF-thread

TL-STH-... metr.

Code [metr.]	[mm]	L1 [mm]	D1 [mm]	[g]
TL-STH-06	6	10	10	2
TL-STH-08	8	11	11	2
TL-STH-10	10	13	13	2
TL-STH-12	12	14	17	8
TL-STH-14	14	17	20	13
TL-STH-15	15	17	20	11
TL-STH-16	16	17	20	8
TL-STH-18	18	17	25	17
TL-STH-20	20	17	25	11
TL-STH-25	25	20	31	21
TL-STH-30	30	23	39	50
TL-STH-32	32	23	39	31
TL-STH-38	38	28	45	49

TL-STH-... inch

Code [inch]	[in.]	L1 [mm]	D1 [mm]	[g]
TL-STH-1/4	1/4	10	10	2
TL-STH-5/16	5/16	11	11	2
TL-STH-3/8	3/8	13	13	3
TL-STH-1/2	1/2	14	17	3
TL-STH-5/8	5/8	17	20	8
TL-STH-3/4	3/4	17	25	13
TL-STH-1	1	20	31	20
TL-STH-1 1/4	1-1/4	23	39	33
TL-STH-1 1/2	1-1/2	28	45	51

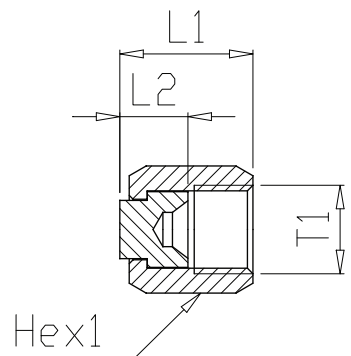


SLEEVE

Codes: Choose metric or inch code, depending on what tube is used

TL-VST-... UN/UNF

Code	[mm]	[in.]	T1 [UN/UNF-2B]	L1 [mm]	L2 [mm]	Hex1 [mm]	[g]
TL-VST-06	6	1/4	7/16-20 UNF	16	9	14	13
TL-VST-08	8	5/16	1/2-20 UNF	17	11	17	25
TL-VST-10	10	3/8	9/16-18 UNF	18	11	19	32
TL-VST-12	12	1/2	3/4-16 UNF	21	13	22	43
TL-VST-14+15+16	14+15+16	5/8	7/8-14 UNF	25	14	27	78
TL-VST-18+20	18+20	3/4	1-1/16-12 UN	26	14	32	107
TL-VST-25	25	1	1-5/16-12 UN	28	17	41	165
TL-VST-30+32	30+32	1-1/4	1-5/8-12 UN	31	19	50	320
TL-VST-38	38	1-1/2	1-7/8-12 UN	36	21	60	542



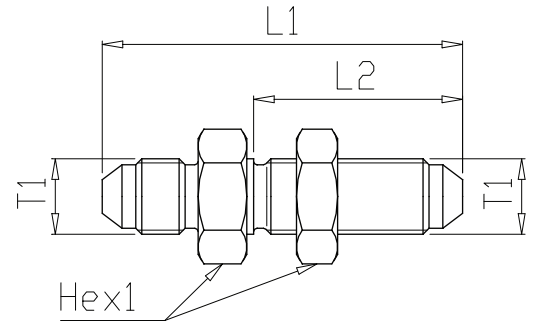
SWIVEL CAP JIC

Thread: Female UN/UNF-thread (nut)
Insert: Insert with female JIC 37° flare
Comprises: Set of 1 insert + 1 nut
Weight: Body + nut

XTL-SV-...

JIC - JIC

Code	[mm]	[in.]	T1 [UN/UNF-2A]	L1 [mm]	L2 [mm]	Hex1 [mm]	[g]
XTL-SV-06	6	1/4	7/16-20 UNF	53	31	17	41
XTL-SV-08	8	5/16	1/2-20 UNF	53	31	19	51
XTL-SV-10	10	3/8	9/16-18 UNF	55	33	22	67
XTL-SV-12	12	1/2	3/4-16 UNF	62	37	24	102
XTL-SV-14+15+16	14+15+16	5/8	7/8-14 UNF	70	41	30	169
XTL-SV-18+20	18+20	3/4	1-1/16-12 UN	79	45	36	269
XTL-SV-25	25	1	1-5/16-12 UN	80	45	41	343
XTL-SV-30+32	30+32	1-1/4	1-5/8-12 UN	84	47	50	549
XTL-SV-38	38	1-1/2	1-7/8-12 UN	89	47	55	677



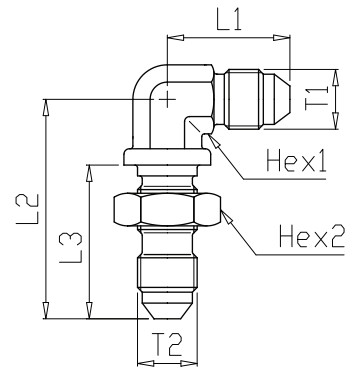
BULKHEAD UNION JIC - JIC

End 1+2: Male JIC 37° flare end, UN/UNF-thread
Code: XTL... = body only + locknut
 TL... = body + locknut + 2 nuts + 2 sleeves
Weight: Body only

XTL-WSV-...

JIC - JIC

Code	[mm]	[in.]	T1 / T2 [UN/UNF-2A]	L1 [mm]	L2 [mm]	L3 [mm]	Hex1 [mm]	Hex2 [mm]	[g]
XTL-WSV-06	6	1/4	7/16-20 UNF	25	40	28	11	17	44
XTL-WSV-08	8	5/16	1/2-20 UNF	26	41	28	13	19	54
XTL-WSV-10	10	3/8	9/16-18 UNF	28	46	30	14	22	72
XTL-WSV-12	12	1/2	3/4-16 UNF	35	54	35	19	24	135
XTL-WSV-14+15+16	14	5/8	7/8-14 UNF	40	61	39	22	30	337
XTL-WSV-18+20	18+20	3/4	1-1/16-12 UN	45	68	43	27	36	340
XTL-WSV-25	25	1	1-5/16-12 UN	49	71	43	33	41	470
XTL-WSV-30+32	30+32	1-1/4	1-5/8-12 UN	55	79	44	41	48	755



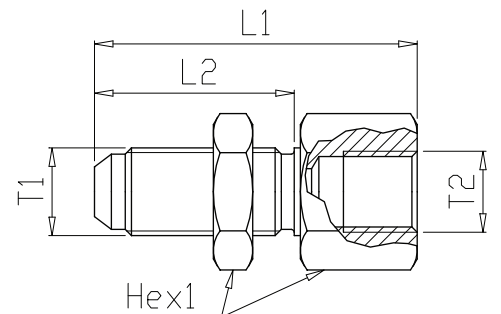
BULKHEAD UNION ELBOW JIC - JIC

End 1+2: Male JIC 37° flare end, UN/UNF-thread
Code: XTL... = body only + locknut
 TL... = body + locknut + 2 nuts + 2 sleeves
Weight: Body only

XTL-SVAD-...

JIC - BSPP

Code	[mm]	[in.]	T1 [UN/UNF-2A]	T2 [BSPP]	L1 [mm]	L2 [mm]	Hex1 [mm]	[g]
XTL-SVAD-10-1/4	10	3/8	9/16-18 UNF	G1/4	52	33	22	call
XTL-SVAD-12-3/8	12	1/2	3/4-16 UNF	G3/8	59	37	24	118
XTL-SVAD-14+15+16-1/2	14+15+16	5/8	7/8-14 UNF	G1/2	68	41	30	203






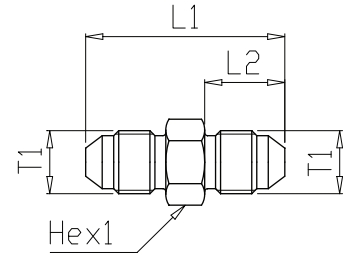
FEMALE BULKHEAD CONNECTOR JIC - BSPP

End 1: Male JIC 37° flare end, UN/UNF-thread
End 2: Female BSPP, ISO 1179
Code: XTL... = body only + locknut
 TL... = body + locknut + nut + sleeve
Weight: Body only

XTL-G-...

JIC - JIC

Code	 [mm]	 [in.]	T1 [UN/UNF-2A]	L1 [mm]	L2 [mm]	Hex1 [mm]	 [g]
XTL-G-06	6	1/4	7/16-20 UNF	35	14	13	18
XTL-G-08	8	5/16	1/2-20 UNF	35	14	14	21
XTL-G-10	10	3/8	9/16-18 UNF	36	14	16	26
XTL-G-12	12	1/2	3/4-16 UNF	41	17	19	50
XTL-G-14+15+16	14+15+16	5/8	7/8-14 UNF	48	19	24	83
XTL-G-18+20	18+20	3/4	1-1/16-12 UN	55	22	27	125
XTL-G-25	25	1	1-5/16-12 UN	57	23	36	190
XTL-G-30+32	30+32	1-1/4	1-5/8-12 UN	62	24	46	323
XTL-G-38	38	1-1/2	1-7/8-12 UN	70	28	50	443



UNION

JIC - JIC

End 1+2: Male JIC 37° flare end, UN/UNF-thread




Code: XTL... = body only

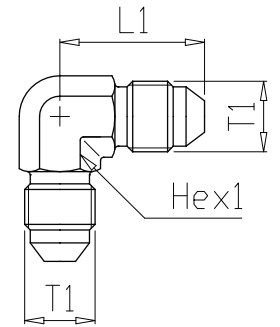
TL... = body + 2 nuts + 2 sleeves

Weight: Body only

XTL-W-...

JIC - JIC

Code	 [mm]	 [in.]	T1 [UN/UNF-2A]	L1 [mm]	Hex1 [mm]	 [g]
XTL-W-06	6	1/4	7/16-20 UNF	23	11	22
XTL-W-08	8	5/16	1/2-20 UNF	24	13	29
XTL-W-10	10	3/8	9/16-18 UNF	27	14	37
XTL-W-12	12	1/2	3/4-16 UNF	32	19	85
XTL-W-14+15+16	14+15+16	5/8	7/8-14 UNF	37	22	127
XTL-W-18+20	18+20	3/4	1-1/16-12 UN	42	27	219
XTL-W-25	25	1	1-5/16-12 UN	46	33	312
XTL-W-30+32	30+32	1-1/4	1-5/8-12 UN	52	41	544
XTL-W-38	38	1-1/2	1-7/8-12 UN	59	48	826



UNION ELBOW

JIC - JIC

End 1+2: Male JIC 37° flare end, UN/UNF-thread




Code: XTL... = body only

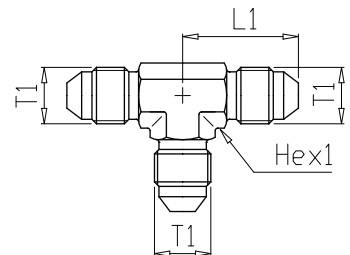
TL... = body + 2 nuts + 2 sleeves

Weight: Body only

XTL-T-...

JIC - JIC - JIC

Code	 [mm]	 [in.]	T1 [UN/UNF-2A]	L1 [mm]	Hex1 [mm]	 [g]
XTL-T-06	6	1/4	7/16-20 UNF	23	11	31
XTL-T-08	8	5/16	1/2-20 UNF	24	13	41
XTL-T-10	10	3/8	9/16-18 UNF	27	14	53
XTL-T-12	12	1/2	3/4-16 UNF	32	19	112
XTL-T-14+15+16	14+15+16	5/8	7/8-14 UNF	37	22	170
XTL-T-18+20	18+20	3/4	1-1/16-12 UN	42	27	280
XTL-T-25	25	1	1-5/16-12 UN	46	33	416
XTL-T-30+32	30+32	1-1/4	1-5/8-12 UN	52	41	705
XTL-T-38	38	1-1/2	1-7/8-12 UN	59	48	990



UNION TEE

JIC - JIC - JIC

End 1/2/3: Male JIC 37° flare end, UN/UNF-thread

Code: XTL... = body only

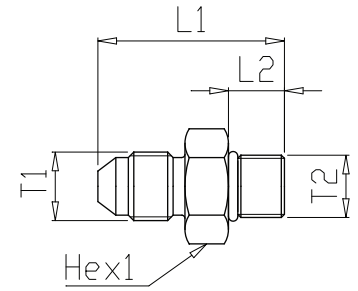
TL... = body + 3 nuts + 3 sleeves

Weight: Body only

XTL-GE-...

JIC - metr.

Code	[mm]	[in.]	T1 [UN/UNF-2A]	T2 [metr.]	L1 [mm]	L2 [mm]	Hex1 [mm]	[g]
XTL-GE-06-10x1	6	1/4	7/16-20 UNF	M10x1	30	9	16	21
XTL-GE-08-12x1.5	8	5/16	1/2-20 UNF	M12x1.5	31	10	19	37
XTL-GE-10-14x1.5	10	3/8	9/16-18 UNF	M14x1.5	31	10	19	30
XTL-GE-12-18x1.5	12	1/2	3/4-16 UNF	M18x1.5	38	12	24	62
XTL-GE-12-22x1.5	12	1/2	3/4-16 UNF	M22x1.5	40	14	27	79
XTL-GE-12-26x1.5	12	1/2	3/4-16 UNF	M26x1.5	44	17	32	112
XTL-GE-18+20-18x1.5	18+20	3/4	1-1/16-12 UN	M18x1.5	44	12	27	94
XTL-GE-18+20-22x1.5	18+20	3/4	1-1/16-12 UN	M22x1.5	46	14	27	103
XTL-GE-18+20-27x2	18+20	3/4	1-1/16-12 UN	M27x2	50	17	32	158
XTL-GE-25-26x1.5	25	1	1-5/16-12 UN	M26x1.5	51	17	36	214
XTL-GE-25-33x2	25	1	1-5/16-12 UN	M33x2	52	17	41	273
XTL-GE-30+32-42x2	30+32	1-1/4	1-5/8-12 UN	M42x2	56	18	50	431
XTL-GE-38-50x2	38	1-1/2	1-7/8-12 UN	M50x2	61	20	55	call



MALE STUD CONNECTOR

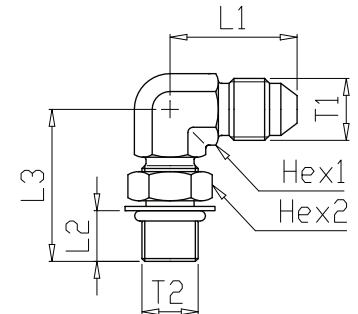
JIC - METRIC

- End 1:** Male JIC 37° flare end, UN/UNF-thread
End 2: Male metric, ISO 6149, with NBR O-ring
Code: XTL... = body only
 TL... = body + nut + sleeve
Weight: Body only

XTL-EWE-...

JIC - metr.

Code	[mm]	[in.]	T1 [UN/UNF-2A]	T2 [metr.]	L1 [mm]	L2 [mm]	L3 [mm]	Hex1 [mm]	Hex2 [mm]	[g]
XTL-EWE-06-10x1	6	1/4	7/16-20 UNF	M10x1	23	9	27	11	13	26
XTL-EWE-08-12x1.5	8	5/16	1/2-20 UNF	M12x1.5	24	10	31	13	16	32
XTL-EWE-10-14x1.5	10	3/8	9/16-18 UNF	M14x1.5	27	10	34	14	17	52
XTL-EWE-12-16x1.5	12	1/2	3/4-16 UNF	M16x1.5	32	12	38	19	19	94
XTL-EWE-14+15+16-18x1.5	14+15+16	5/8	7/8-14 UNF	M18x1.5	37	12	41	22	22	152
XTL-EWE-14+15+16-22x1.5	14+15+16	5/8	7/8-14 UNF	M22x1.5	37	14	43	22	27	163
XTL-EWE-18+20-22x1.5	18+20	3/4	1-1/16-12 UN	M22x1.5	42	14	44	27	27	164
XTL-EWE-18+20-27x2	18+20	3/4	1-1/16-12 UN	M27x2	42	17	51	27	32	175
XTL-EWE-25-33x2	25	1	1-5/16-12 UN	M33x2	46	17	53	33	38	400
XTL-EWE-30+32-42x2	30+32	1-1/4	1-5/8-12 UN	M42x2	52	18	58	41	48	call



MALE STUD ELBOW

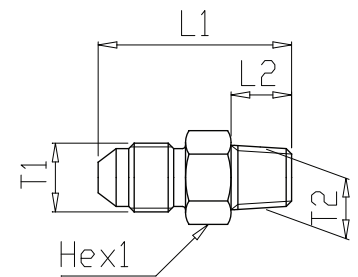
JIC - METRIC

- End 1:** Male JIC 37° flare end, UN/UNF-thread
End 2: Male metric, ISO 6149, with NBR O-ring, adjustable
Code: XTL... = body only
 TL... = body + nut + sleeve
Weight: Body only

XTL-GE-...

JIC - NPTF

Code	[mm]	[in.]	T1 [UN/UNF-2A]	T2 [NPTF]	L1 [mm]	L2 [mm]	Hex1 [mm]	[g]
XTL-GE-06-1/8 NPT	6	1/4	7/16-20 UNF	1/8NPTF	31	10	13	18
XTL-GE-06-1/4 NPT	6	1/4	7/16-20 UNF	1/4NPTF	36	14	14	27
XTL-GE-08-1/8 NPT	8	5/16	1/2-20 UNF	1/8NPTF	31	10	14	20
XTL-GE-08-1/4 NPT	8	5/16	1/2-20 UNF	1/4NPTF	36	14	14	25
XTL-GE-10-1/8 NPT	10	3/8	9/16-18 UNF	1/8NPTF	32	10	16	25
XTL-GE-10-1/4 NPT	10	3/8	9/16-18 UNF	1/4NPTF	36	14	16	30
XTL-GE-10-3/8 NPT	10	3/8	9/16-18 UNF	3/8NPTF	36	14	19	42
XTL-GE-10-1/2 NPT	10	3/8	9/16-18 UNF	1/2NPTF	43	19	22	57
XTL-GE-12-1/4 NPT	12	1/2	3/4-16 UNF	1/4NPTF	39	14	19	42
XTL-GE-12-3/8 NPT	12	1/2	3/4-16 UNF	3/8NPTF	39	14	19	45
XTL-GE-12-1/2 NPT	12	1/2	3/4-16 UNF	1/2NPTF	45	19	22	69
XTL-GE-12-3/4 NPT	12	1/2	3/4-16 UNF	3/4NPTF	47	19	27	106
XTL-GE-14+15+16-3/8 NPT	14+15+16	5/8	7/8-14 UNF	3/8NPTF	43	14	24	71
XTL-GE-14+15+16-1/2 NPT	14+15+16	5/8	7/8-14 UNF	1/2NPTF	48	19	24	83
XTL-GE-14+15+16-3/4 NPT	14+15+16	5/8	7/8-14 UNF	3/4NPTF	50	19	27	122
XTL-GE-18+20-1/2 NPT	18+20	3/4	1-1/16-12 UN	1/2NPTF	52	19	27	108
XTL-GE-18+20-3/4 NPT	18+20	3/4	1-1/16-12 UN	3/4NPTF	52	19	27	127
XTL-GE-18+20-1 NPT	18+20	3/4	1-1/16-12 UN	1NPTF	57	24	36	187
XTL-GE-25-1/2 NPT	25	1	1-5/16-12 UN	1/2NPTF	54	19	36	110
XTL-GE-25-3/4 NPT	25	1	1-5/16-12 UN	3/4NPTF	54	19	36	180
XTL-GE-25-1 NPT	25	1	1-5/16-12 UN	1NPTF	58	24	36	202
XTL-GE-30+32-1 NPT	30+32	1-1/4	1-5/8-12 UN	1NPTF	62	24	46	299
XTL-GE-30+32-11/4 NPT	30+32	1-1/4	1-5/8-12 UN	1-1/4NPTF	62	25	46	354
XTL-GE-38-11/4 NPT	38	1-1/2	1-7/8-12 UN	1-1/4NPTF	68	25	50	360
XTL-GE-38-11/2 NPT	38	1-1/2	1-7/8-12 UN	1-1/2NPTF	68	26	50	456



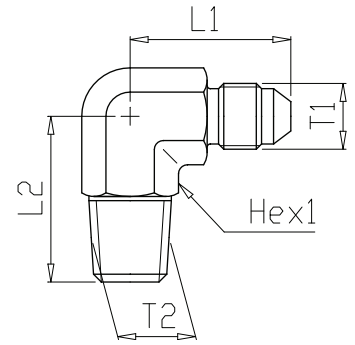
MALE STUD CONNECTOR JIC - NPTF

- End 1:** Male JIC 37° flare end, UN/UNF-thread
End 2: Male NPTF, SAE J476a, taper thread
Code: XTL... = body only
 TL... = body + nut + sleeve
Weight: Body only

XTL-WE-...

JIC - NPTF

Code	[mm]	[in.]	T1 [UN/UNF-2A]	T2 [NPTF]	L1 [mm]	L2 [mm]	Hex1 [mm]	[g]
XTL-WE-06-1/8 NPT	6	1/4	7/16-20 UNF	1/8NPTF	23	20	11	21
XTL-WE-06-1/4 NPT	6	1/4	7/16-20 UNF	1/4NPTF	27	28	14	41
XTL-WE-08-1/8 NPT	8	5/16	1/2-20 UNF	1/8NPTF	24	20	13	29
XTL-WE-08-1/4 NPT	8	5/16	1/2-20 UNF	1/4NPTF	27	28	14	40
XTL-WE-10-1/8 NPT	10	3/8	9/16-18 UNF	1/8NPTF	27	23	14	55
XTL-WE-10-1/4 NPT	10	3/8	9/16-18 UNF	1/4NPTF	27	28	14	42
XTL-WE-10-3/8 NPT	10	3/8	9/16-18 UNF	3/8NPTF	29	31	19	85
XTL-WE-10-1/2 NPT	10	3/8	9/16-18 UNF	1/2NPTF	31	37	22	127
XTL-WE-12-1/4 NPT	12	1/2	3/4-16 UNF	1/4NPTF	31	31	19	83
XTL-WE-12-3/8 NPT	12	1/2	3/4-16 UNF	3/8NPTF	31	31	19	88
XTL-WE-12-1/2 NPT	12	1/2	3/4-16 UNF	1/2NPTF	34	37	22	123
XTL-WE-12-3/4 NPT	12	1/2	3/4-16 UNF	3/4NPTF	36	41	27	190
XTL-WE-14+15+16-3/8 NPT	14+15+16	5/8	7/8-14 UNF	3/8NPTF	37	33	22	133
XTL-WE-14+15+16-1/2 NPT	14+15+16	5/8	7/8-14 UNF	1/2NPTF	37	37	22	137
XTL-WE-14+15+16-3/4 NPT	14+15+16	5/8	7/8-14 UNF	3/4NPTF	39	40	27	206
XTL-WE-18+20-1/2 NPT	18+20	3/4	1-1/16-12 UN	1/2NPTF	42	40	27	200
XTL-WE-18+20-3/4 NPT	18+20	3/4	1-1/16-12 UN	3/4NPTF	42	40	27	216
XTL-WE-25-3/4 NPT	25	1	1-5/16-12 UN	3/4NPTF	46	45	33	363
XTL-WE-25-1 NPT	25	1	1-5/16-12 UN	1NPTF	46	50	33	430
XTL-WE-30+32-1 NPT	30+32	1-1/4	1-5/8-12 UN	1NPTF	52	60	41	650
XTL-WE-30+32-11/4 NPT	30+32	1-1/4	1-5/8-12 UN	1-1/4NPTF	52	61	41	608
XTL-WE-38-11/2 NPT	38	1-1/2	1-7/8-12 UN	1-1/2NPTF	59	67	48	745



MALE STUD CONNECTOR JIC - NPTF

- End 1:** Male JIC 37° flare end, UN/UNF-thread
End 2: Male NPTF, SAE J476a, taper thread
Code: XTL... = body only
 TL... = body + nut + sleeve
Weight: Body only

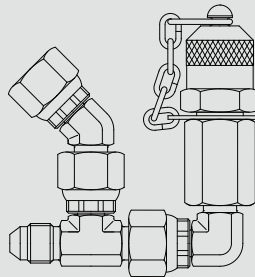
PART OR SIZE NOT FOUND ?



We find out for you:

- availability
- competitive price
- highest quality
- short delivery time

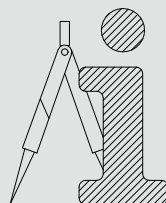
NEED FOR CUSTOMIZED PRODUCTS?



We develop from your ideas:

- combinations of JIC + others
- special turning parts
- alternatives

NEED FOR TECHNICAL ADVICE?



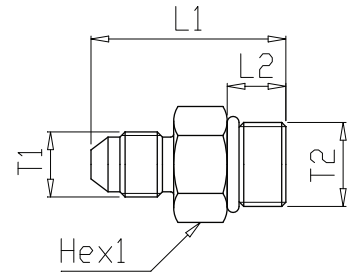
We provide you with:

- technical details
- step-by-step problem solving
- CAD design
- information on materials

XTL-GE-...

JIC - UN/UNF

Code	[mm]	[in.]	T1 [UN/UNF-2A]	T2 [UN/UNF-2A]	L1 [mm]	L2 [mm]	Hex1 [mm]	[g]
XTL-GE-06-7/16 UNF	6	1/4	7/16-20 UNF	7/16-20 UNF	31	9	14	20
XTL-GE-06-1/2 UNF	6	1/4	7/16-20 UNF	1/2-20 UNF	31	9	16	25
XTL-GE-06-9/16 UNF	6	1/4	7/16-20 UNF	9/16-18 UNF	33	10	17	28
XTL-GE-08-1/2 UNF	8	5/16	1/2-20 UNF	1/2-20 UNF	31	9	16	24
XTL-GE-10-9/16 UNF	10	3/8	9/16-18 UNF	9/16-18 UNF	33	10	17	29
XTL-GE-10-3/4 UNF	10	3/8	9/16-18 UNF	3/4-16 UNF	35	11	22	50
XTL-GE-12-3/4 UNF	12	1/2	3/4-16 UNF	3/4-16 UNF	38	11	22	57
XTL-GE-12-7/8 UNF	12	1/2	3/4-16 UNF	7/8-14 UNF	41	13	27	85
XTL-GE-12-11/16 UNF	12	1/2	3/4-16 UNF	1-1/16-12 UN	45	15	32	129
XTL-GE-14+15+16-3/4 UNF	14+15+16	5/8	7/8-14 UNF	3/4-16 UNF	41	11	24	72
XTL-GE-14+15+16-7/8 UNF	14+15+16	5/8	7/8-14 UNF	7/8-14 UNF	43	13	27	93
XTL-GE-14+15+16-11/16 UNF	14+15+16	5/8	7/8-14 UNF	1-1/16-12 UN	47	15	32	135
XTL-GE-18+20-3/4 UNF	18+20	3/4	1-1/16-12 UN	3/4-16 UNF	45	11	27	103
XTL-GE-18+20-7/8 UNF	18+20	3/4	1-1/16-12 UN	7/8-14 UNF	46	13	27	107
XTL-GE-18+20-11/16 UNF	18+20	3/4	1-1/16-12 UN	1-1/16-12 UN	50	15	32	149
XTL-GE-18+20-15/16 UNF	18+20	3/4	1-1/16-12 UN	1-5/16-12 UN	51	15	38	182
XTL-GE-25-11/16 UNF	25	1	1-5/16-12 UN	1-1/16-12 UN	51	15	36	182
XTL-GE-25-15/16 UNF	25	1	1-5/16-12 UN	1-5/16-12 UN	52	15	38	206
XTL-GE-25-15/8 UNF	25	1	1-5/16-12 UN	1-5/8-12 UN	54	15	50	335
XTL-GE-30+32-15/8 UNF	30+32	1-1/4	1-5/8-12 UN	1-5/8-12 UN	55	15	50	362
XTL-GE-30+32-17/8 UNF	30+32	1-1/4	1-5/8-12 UN	1-7/8-12 UN	57	15	55	436
XTL-GE-38-17/8 UNF	38	1-1/2	1-7/8-12 UN	1-7/8-12 UN	60	15	55	477



MALE STUD CONNECTOR

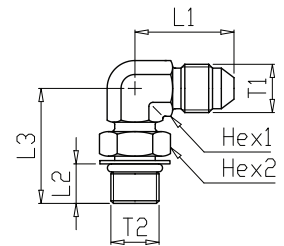
JIC - UN/UNF

- End 1:** Male JIC 37° flare end, UN/UNF-thread
End 2: Male UN/UNF, ISO 11926, with NBR O-ring
Code: XTL... = body only
 TL... = body + nut + sleeve
Weight: Body only

XTL-EWE-...

JIC - UN/UNF

Code	[mm]	[in.]	T1 [UN/UNF-2A]	T2 [UN/UNF-2A]	L1 [mm]	L2 [mm]	L3 [mm]	Hex1 [mm]	Hex2 [mm]	[g]
XTL-EWE-06-7/16 UNF	6	1/4	7/16-20 UNF	7/16-20 UNF	23	9	26	11	14	29
XTL-EWE-08-1/2 UNF	8	5/16	1/2-20 UNF	1/2-20 UNF	24	9	28	13	16	41
XTL-EWE-10-9/16 UNF	10	3/8	9/16-18 UNF	9/16-18 UNF	27	10	32	14	17	62
XTL-EWE-12-3/4 UNF	12	1/2	3/4-16 UNF	3/4-16 UNF	32	11	37	19	22	109
XTL-EWE-12-7/8 UNF	12	1/2	3/4-16 UNF	7/8-14 UNF	34	11	43	22	27	171
XTL-EWE-14+15+16-7/8 UNF	14+15+16	5/8	7/8-14 UNF	7/8-14 UNF	37	13	43	22	27	174
XTL-EWE-18+20-7/8 UNF	18+20	3/4	1-1/16-12 UN	7/8-14 UNF	42	15	45	27	27	239
XTL-EWE-18+20-11/16 UNF	18+20	3/4	1-1/16-12 UN	1-1/16-12 UN	42	15	49	27	32	282
XTL-EWE-25-11/16 UNF	25	1	1-5/16-12 UN	1-1/16-12 UN	46	15	52	33	32	390
XTL-EWE-25-15/16 UNF	25	1	1-5/16-12 UN	1-5/16-12 UN	46	15	52	33	38	396
XTL-EWE-30+32-15/8 UNF	30+32	1-1/4	1-5/8-12 UN	1-5/8-12 UN	52	15	57	41	50	670
XTL-EWE-38-17/8 UNF	38	1-1/2	1-7/8-12 UN	1-7/8-12 UN	59	15	61	48	55	920



MALE STUD ELBOW

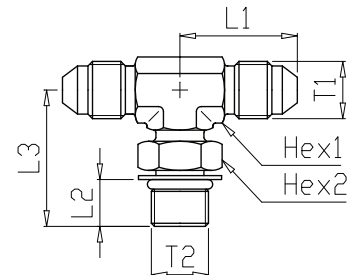
JIC - UN/UNF

- End 1:** Male JIC 37° flare end, UN/UNF-thread
End 2: Male UN/UNF, ISO 11926, with NBR O-ring; adjustable
Code: XTL... = body only
 TL... = body + nut + sleeve
Weight: Body only

XTL-ETE-...

JIC - JIC - UN/UNF

Code	[mm]	[in.]	T1 / T2 [UN/UNF-2A]	L1 [mm]	L2 [mm]	L3 [mm]	Hex1 [mm]	Hex2 [mm]	[g]
XTL-ETE-06-7/16 UNF	6	1/4	7/16-20 UNF	23	9	26	11	14	39
XTL-ETE-08-1/2 UNF	8	5/16	1/2-20 UNF	24	9	28	13	16	51
XTL-ETE-10-9/16 UNF	10	3/8	9/16-18 UNF	27	10	32	14	17	72
XTL-ETE-12-3/4 UNF	12	1/2	3/4-16 UNF	32	11	37	19	22	150
XTL-ETE-14+15+16-7/8 UNF	14+15+16	5/8	7/8-14 UNF	37	13	43	22	27	209
XTL-ETE-18+20-11/16 UNF	18+20	3/4	1-1/16-12 UN	42	15	49	27	32	361
XTL-ETE-25-15/16 UNF	25	1	1-5/16-12 UN	46	15	52	33	38	510



MALE STUD BRANCH TEE

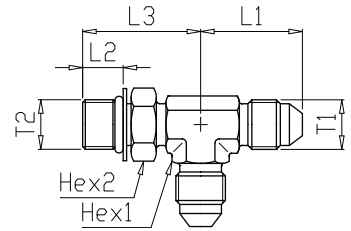
JIC - JIC - UN/UNF

- End 1:** Male JIC 37° flare end, UN/UNF-thread
End 2: Male UN/UNF, ISO 11926, with NBR O-ring; adjustable
Code: XTL... = body only
 TL... = body + 2 nuts + 2 sleeves
Weight: Body only

XTL-ELE-...

JIC - JIC - UN/UNF

Code			T1 / T2 [UN/UNF-2A]	L1 [mm]	L2 [mm]	L3 [mm]	Hex1 [mm]	Hex2 [mm]	
XTL-ELE-06-7/16 UNF	6	1/4	7/16-20 UNF	23	9	26	11	14	38
XTL-ELE-08-1/2 UNF	8	5/16	1/2-20 UNF	24	9	28	13	16	66
XTL-ELE-10-9/16 UNF	10	3/8	9/16-18 UNF	27	10	32	14	17	76
XTL-ELE-12-3/4 UNF	12	1/2	3/4-16 UNF	32	11	37	19	22	150
XTL-ELE-14+15+16-7/8 UNF	14+15+16	5/8	7/8-14 UNF	37	13	43	22	27	209
XTL-ELE-18+20-11/16 UNF	18+20	3/4	1-1/16-12 UNF	42	15	49	27	32	347
XTL-ELE-25-15/16 UNF	25	1	1-5/16-12 UN	46	15	52	33	38	493



MALE STUD RUN TEE JIC - JIC - UN/UNF

End 1: Male JIC 37° flare end, UN/UNF-thread
End 2: Male UN/UNF, ISO 11926, with NBR O-ring; adjustable

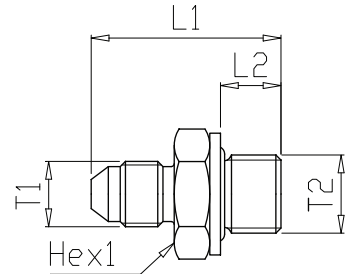
Code: XTL... = body only
 TL... = body + 2 nuts + 2 sleeves

Weight: Body only

XTL-GE-...

JIC - BSPP

Code			T1 [UN/UNF-2A]	T2 [BSPP]	L1 [mm]	L2 [mm]	Hex1 [mm]	
XTL-GE-06-1/8	6	1/4	7/16-20 UNF	G1/8	29	6.3	16	21
XTL-GE-06-1/4	6	1/4	7/16-20 UNF	G1/4	32	9.5	19	31
XTL-GE-06-3/8	6	1/4	7/16-20 UNF	G3/8	33	9.5	22	41
XTL-GE-06-1/2	6	1/4	7/16-20 UNF	G1/2	39	13	30	85
XTL-GE-08-1/4	8	5/16	1/2-20 UNF	G1/4	32	9.5	19	31
XTL-GE-08-3/8	8	5/16	1/2-20 UNF	G3/8	33	9.5	22	42
XTL-GE-10-1/4	10	3/8	9/16-18 UNF	G1/4	32	9.5	19	30
XTL-GE-10-3/8	10	3/8	9/16-18 UNF	G3/8	33	9.5	22	45
XTL-GE-10-1/2	10	3/8	9/16-18 UNF	G1/2	39	13	30	84
XTL-GE-12-1/4	12	1/2	3/4-16 UNF	G1/4	35	9.5	19	41
XTL-GE-12-3/8	12	1/2	3/4-16 UNF	G3/8	36	9.5	22	50
XTL-GE-12-1/2	12	1/2	3/4-16 UNF	G1/2	41	13	30	94
XTL-GE-12-3/4	12	1/2	3/4-16 UNF	G3/4	42	13	36	138
XTL-GE-14+15+16-3/8	14+15+16	5/8	7/8-14 UNF	G3/8	39	9.5	24	63
XTL-GE-14+15+16-1/2	14+15+16	5/8	7/8-14 UNF	G1/2	44	13	30	100
XTL-GE-14+15+16-3/4	14+15+16	5/8	7/8-14 UNF	G3/4	44	13	36	150
XTL-GE-18+20-3/8	18+20	3/4	1-1/16-12 UN	G3/8	42	9.5	30	102
XTL-GE-18+20-1/2	18+20	3/4	1-1/16-12 UN	G1/2	47	13	30	115
XTL-GE-18+20-3/4	18+20	3/4	1-1/16-12 UN	G3/4	48	13	36	152
XTL-GE-18+20-1	18+20	3/4	1-1/16-12 UN	G1	53	16	46	253
XTL-GE-25-3/4	25	1	1-5/16-12 UN	G3/4	49	13	36	169
XTL-GE-25-1	25	1	1-5/16-12 UN	G1	54	16	46	267
XTL-GE-25-11/4	25	1	1-5/16-12 UN	G1-1/4	55	16	50	336
XTL-GE-25-11/2	25	1	1-5/16-12 UN	G1-1/2	56	16	60	447
XTL-GE-30+32-1	30+32	1-1/4	1-5/8-12 UN	G1	56	16	46	298
XTL-GE-30+32-11/4	30+32	1-1/4	1-5/8-12 UN	G1-1/4	57	16	50	367
XTL-GE-38-1	38	1-1/2	1-7/8-12 UN	G1	60	16	50	299
XTL-GE-38-11/4	38	1-1/2	1-7/8-12 UN	G1-1/4	60	16	50	405
XTL-GE-38-11/2	38	1-1/2	1-7/8-12 UN	G1-1/2	61	16	60	522



MALE STUD CONNECTOR JIC - BSPP

End 1: Male JIC 37° flare end, UN/UNF-thread
End 2: Male BSPP, ISO 1179, with NBR O-ring + retaining ring (steel)

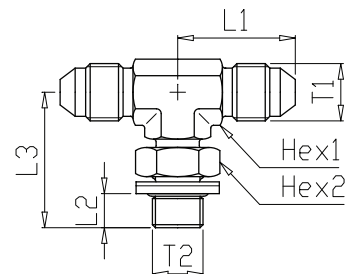
Code: XTL... = body only
 TL... = body + nut + sleeve

Weight: Body only

XTL-ETE-...

JIC - JIC - BSPP

Code			T1 [UN/UNF-2A]	T2 [BSPP]	L1 [mm]	L2 [mm]	L3 [mm]	Hex1 [mm]	Hex2 [mm]	
XTL-ETE-06-1/8	6	1/4	7/16-20 UNF	G1/8	23	6	26	11	14	37
XTL-ETE-08-1/8	8	5/16	1/2-20 UNF	G1/8	24	6	26	13	14	46
XTL-ETE-10-1/4	10	3/8	9/16-18 UNF	G1/4	27	10	32	14	19	72
XTL-ETE-10-3/8	10	3/8	9/16-18 UNF	G3/8	29	10	37	19	22	112
XTL-ETE-12-3/8	12	1/2	3/4-16 UNF	G3/8	32	10	37	19	22	125
XTL-ETE-14+15+16-1/2	14+15+16	5/8	7/8-14 UNF	G1/2	37	13	43	22	27	205
XTL-ETE-18+20-1/2	18+20	3/4	1-1/16-12 UN	G1/2	42	13	50	27	27	320
XTL-ETE-18+20-3/4	18+20	3/4	1-1/16-12 UN	G3/4	42	13	50	27	36	370
XTL-ETE-25-1	25	1	1-5/16-12 UN	G1	46	16	52	33	41	507



MALE STUD BRANCH TEE JIC - JIC - BSPP

End 1: Male JIC 37° flare end, UN/UNF-thread
End 2: Male BSPP, ISO 1179, with NBR O-ring + retaining ring (steel); adjustable

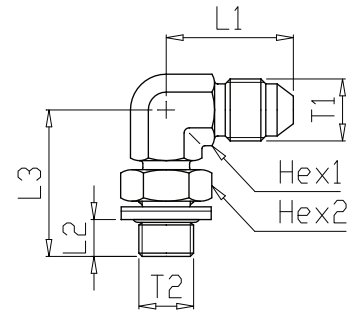
Code: XTL... = body only
 TL... = body + 2 nuts + 2 sleeves

Weight: Body only

XTL-EWE-...

JIC - BSPP

Code	[mm]	[in.]	T1 [UN/UNF-2A]	T2 [BSPP]	L1 [mm]	L2 [mm]	L3 [mm]	Hex1 [mm]	Hex2 [mm]	[g]
XTL-EWE-06-1/8	6	1/4	7/16-20 UNF	G1/8	23	6	26	11	14	28
XTL-EWE-06-1/4	6	1/4	7/16-20 UNF	G1/4	27	10	32	14	19	57
XTL-EWE-08-1/4	8	5/16	1/2-20 UNF	G1/4	27	10	33	14	19	58
XTL-EWE-10-1/4	10	3/8	9/16-18 UNF	G1/4	27	10	32	14	19	56
XTL-EWE-10-3/8	10	3/8	9/16-18 UNF	G3/8	29	10	37	19	22	93
XTL-EWE-12-1/4	12	1/2	3/4-16 UNF	G1/4	32	10	37	19	19	106
XTL-EWE-12-3/8	12	1/2	3/4-16 UNF	G3/8	32	10	37	19	22	106
XTL-EWE-12-1/2	12	1/2	3/4-16 UNF	G1/2	34	13	43	22	27	157
XTL-EWE-14+15+16-3/8	14+15+16	5/8	7/8-14 UNF	G3/8	37	10	43	22	22	150
XTL-EWE-14+15+16-1/2	14+15+16	5/8	7/8-14 UNF	G1/2	37	13	43	22	27	160
XTL-EWE-14+15+16-3/4	14+15+16	5/8	7/8-14 UNF	G3/4	37	13	50	27	36	287
XTL-EWE-18+20-1/2	18+20	3/4	1-1/16-12 UN	G1/2	42	13	50	27	27	245
XTL-EWE-18+20-3/4	18+20	3/4	1-1/16-12 UN	G3/4	42	13	50	27	36	298
XTL-EWE-25-3/4	25	1	1-5/16-12 UN	G3/4	46	13	52	33	36	418
XTL-EWE-25-1	25	1	1-5/16-12 UN	G1	46	16	52	33	41	422
XTL-EWE-25-11/4	25	1	1-5/16-12 UN	G1-1/4	50	16	57	41	50	690
XTL-EWE-30+32-1	30+32	1-1/4	1-5/8-12 UN	G1	52	16	57	41	41	650
XTL-EWE-30+32-11/4	30+32	1-1/4	1-5/8-12 UN	G1-1/4	52	16	57	41	50	697
XTL-EWE-38-11/2	38	1-1/2	1-7/8-12 UN	G1-1/2	59	16	61	48	55	961



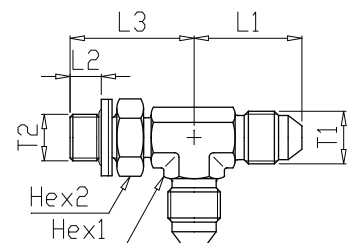
MALE STUD ELBOW JIC - BSPP

- End 1:** Male JIC 37° flare end, UN/UNF-thread
End 2: Male BSPP, ISO 1179, with NBR O-ring + retaining ring (steel); adjustable
Code: XTL... = body only
 TL... = body + nut + sleeve
Weight: Body only

XTL-ELE-...

JIC - JIC - BSPP

Code	[mm]	[in.]	T1 [UN/UNF-2A]	T2 [BSPP]	L1 [mm]	L2 [mm]	L3 [mm]	Hex1 [mm]	Hex2 [mm]	[g]
XTL-ELE-06-1/8	6	1/4	7/16-20 UNF	G1/8	23	6	26	11	14	36
XTL-ELE-08-1/8	8	5/16	1/2-20 UNF	G1/8	24	6	26	13	14	42
XTL-ELE-10-1/4	10	3/8	9/16-18 UNF	G1/4	27	10	32	14	19	72
XTL-ELE-12-3/8	12	1/2	3/4-16 UNF	G3/8	32	10	37	19	22	126
XTL-ELE-14+15+16-1/2	14+15+16	5/8	7/8-14 UNF	G1/2	37	13	43	22	27	200
XTL-ELE-18+20-3/4	18+20	3/4	1-1/16-12 UN	G3/4	42	13	50	27	36	360
XTL-ELE-25-1	25	1	1-5/16-12 UN	G1	46	16	52	33	41	502



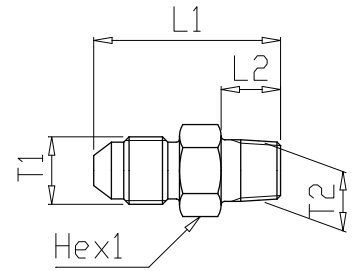
MALE STUD RUN TEE JIC - JIC - BSPP

- End 1:** Male JIC 37° flare end, UN/UNF-thread
End 2: Male BSPP, ISO 1179, with NBR O-ring + retaining ring (steel); adjustable
Code: XTL... = body only
 TL... = body + 2 nuts + 2 sleeves
Weight: Body only

XTL-GE-...

JIC - BSPT

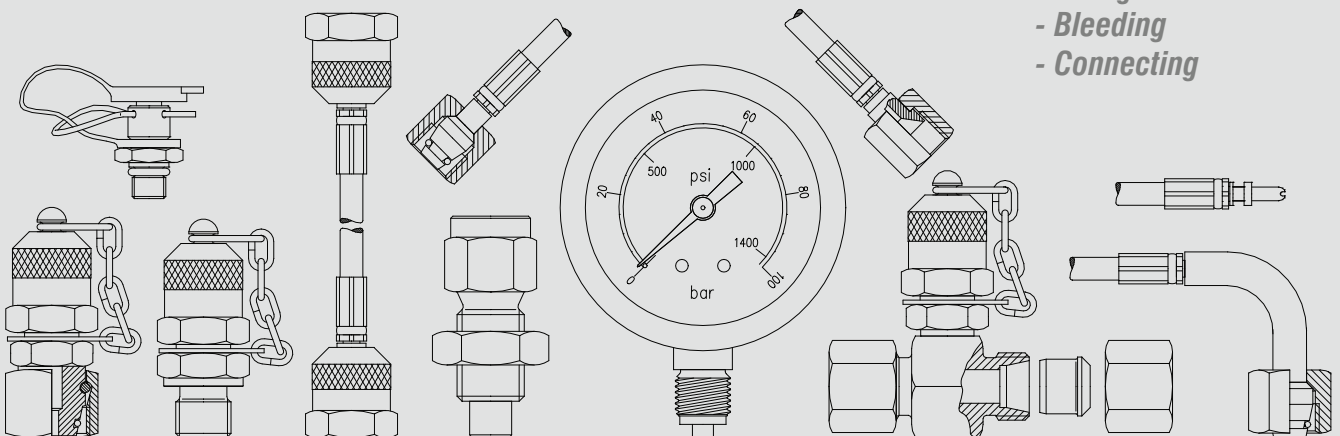
Code	[mm]	[in.]	T1 [UN/UNF-2A]	T2 [BSPT]	L1 [mm]	L2 [mm]	Hex1 [mm]	[g]
XTL-GE-06-1/8 K	6	1/4	7/16-20 UNF	R1/8	31	10	13	17
XTL-GE-06-1/4 K	6	1/4	7/16-20 UNF	R1/4	35	14	14	25
XTL-GE-08-1/8 K	8	5/16	1/2-20 UNF	R1/8	31	10	14	20
XTL-GE-08-1/4 K	8	5/16	1/2-20 UNF	R1/4	35	14	14	25
XTL-GE-10-1/4 K	10	3/8	9/16-18 UNF	R1/4	36	14	16	29
XTL-GE-10-3/8 K	10	3/8	9/16-18 UNF	R3/8	36	14	19	40
XTL-GE-10-1/2 K	10	3/8	9/16-18 UNF	R1/2	41	19	22	57
XTL-GE-12-1/4 K	12	1/2	3/4-16 UNF	R1/4	38	14	19	42
XTL-GE-12-3/8 K	12	1/2	3/4-16 UNF	R3/8	38	14	19	44
XTL-GE-12-1/2 K	12	1/2	3/4-16 UNF	R1/2	44	19	22	69
XTL-GE-14+15+16-3/8 K	14+15+16	5/8	7/8-14 UNF	R3/8	42	14	24	67
XTL-GE-14+15+16-1/2 K	14+15+16	5/8	7/8-14 UNF	R1/2	47	19	24	80
XTL-GE-14+15+16-3/4 K	14+15+16	5/8	7/8-14 UNF	R3/4	48	19	27	122
XTL-GE-18+20-1/2 K	18+20	3/4	1-1/16-12 UN	R1/2	51	19	27	107
XTL-GE-18+20-3/4 K	18+20	3/4	1-1/16-12 UN	R3/4	51	19	27	122
XTL-GE-18+20-1 K	18+20	3/4	1-1/16-12 UN	R1	57	24	36	188
XTL-GE-25-1/2 K	25	1	1-5/16-12 UN	R1/2	53	19	36	168
XTL-GE-25-3/4 K	25	1	1-5/16-12 UN	R3/4	53	19	36	180
XTL-GE-25-1 K	25	1	1-5/16-12 UN	R1	58	24	36	199
XTL-GE-30+32-1 K	30+32	1-1/4	1-5/8-12 UN	R1	60	24	46	298
XTL-GE-30+32-11/4 K	30+32	1-1/4	1-5/8-12 UN	R1-1/4	61	25	46	345
XTL-GE-38-11/2 K	38	1-1/2	1-7/8-12 UN	R1-1/2	66	26	50	438



MALE STUD CONNECTOR JIC - BSPT

- End 1:** Male JIC 37° flare end, UN/UNF-thread
End 2: Male BSPT, ISO 7/1 taper thread
Codes: XTL... = body only
 TL... = body + nut + sleeve
Weight: Body only

ORIGINAL TEST EQUIPMENT FROM THE MANUFACTURER IN GERMANY



- Pressure control
- Sampling
- Filling
- Bleeding
- Connecting

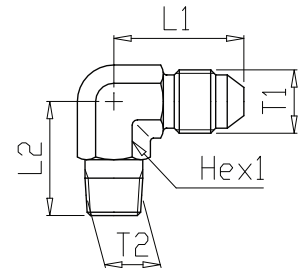
Series M16x2Series M16x1.5***Pin Lock Series***Hose DN2-3-4***Hose Fittings DN2-3-4***

Special requests welcome!In house CAD design***Expert in hose fittings DN2-3-4***

XTL-WE-...

JIC - BSPT

Code	[mm]	[in.]	T1 [UN/UNF-2A]	T2 [BSPT]	L1 [mm]	L2 [mm]	Hex1 [mm]	[g]
XTL-WE-06-1/8 K	6	1/4	7/16-20 UNF	R1/8	23	20	11	21
XTL-WE-06-1/4 K	6	1/4	7/16-20 UNF	R1/4	27	28	14	40
XTL-WE-08-1/8 K	8	5/16	1/2-20 UNF	R1/8	24	20	13	29
XTL-WE-08-1/4 K	8	5/16	1/2-20 UNF	R1/4	27	28	14	40
XTL-WE-10-1/4 K	10	3/8	9/16-18 UNF	R1/4	27	28	14	41
XTL-WE-10-3/8 K	10	3/8	9/16-18 UNF	R3/8	29	31	19	80
XTL-WE-10-1/2 K	10	3/8	9/16-18 UNF	R1/2	31	37	22	120
XTL-WE-12-1/4 K	12	1/2	3/4-16 UNF	R1/4	32	31	19	91
XTL-WE-12-3/8 K	12	1/2	3/4-16 UNF	R3/8	32	31	19	90
XTL-WE-12-1/2 K	12	1/2	3/4-16 UNF	R1/2	34	37	22	130
XTL-WE-14+15+16-3/8 K	14+15+16	5/8	7/8-14 UNF	R3/8	37	33	22	128
XTL-WE-14+15+16-1/2 K	14+15+16	5/8	7/8-14 UNF	R1/2	37	37	22	132
XTL-WE-14+15+16-3/4 K	14+15+16	5/8	7/8-14 UNF	R3/4	39	40	27	210
XTL-WE-18+20-1/2 K	18+20	3/4	1-1/16-12 UN	R1/2	42	40	27	205
XTL-WE-18+20-3/4 K	18+20	3/4	1-1/16-12 UN	R3/4	42	40	27	221
XTL-WE-25-3/4 K	25	1	1-5/16-12 UN	R3/4	46	45	33	363
XTL-WE-25-1 K	25	1	1-5/16-12 UN	R1	46	50	33	350
XTL-WE-30+32-1 K	30+32	1-1/4	1-5/8-12 UN	R1	52	60	41	648
XTL-WE-30+32-11/4 K	30+32	1-1/4	1-5/8-12 UN	R1-1/4	52	61	41	624
XTL-WE-38-11/2 K	38	1-1/2	1-7/8-12 UN	R1-1/2	59	67	48	917



MALE STUD ELBOW JIC - BSPT

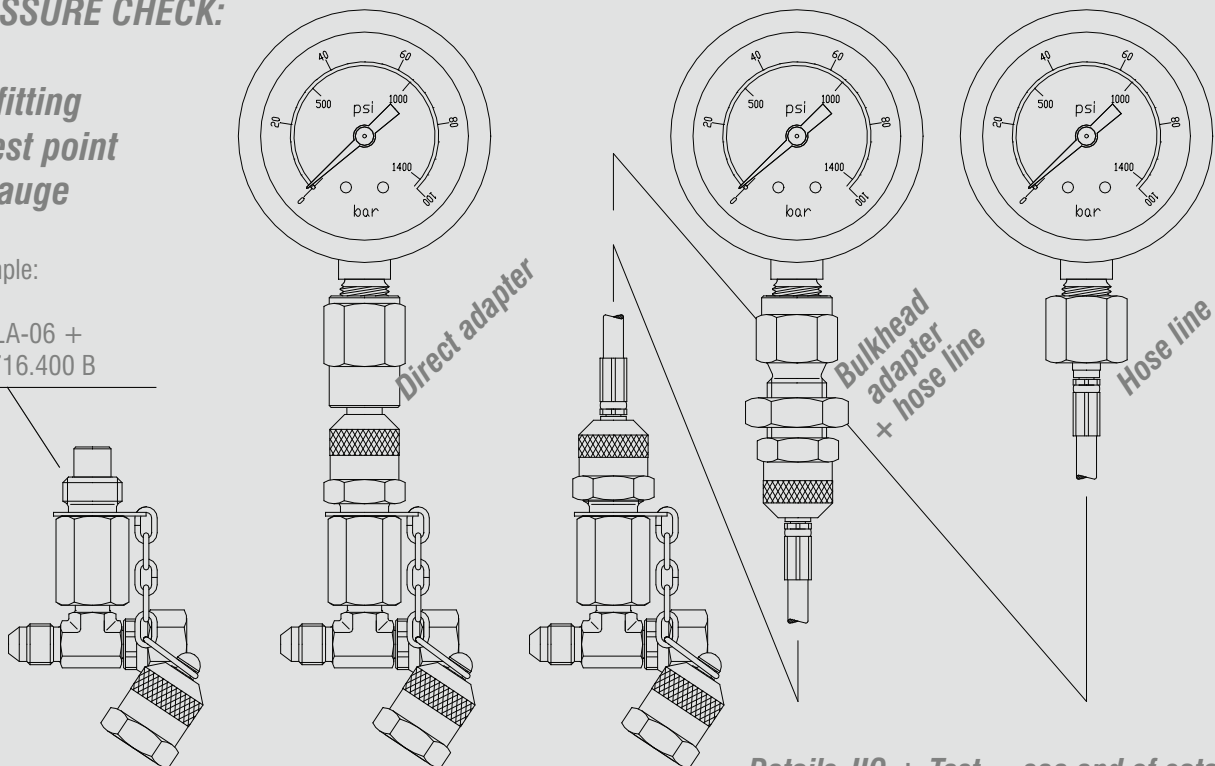
- End 1:** Male JIC 37° flare end, UN/UNF-thread
- End 2:** Male BSPT, ISO 7/1 taper thread
- Code:** TL... = body + nut + sleeve
- Weight:** Body only

PRESSURE CHECK:

JIC fitting
+ test point
+ gauge

Example:

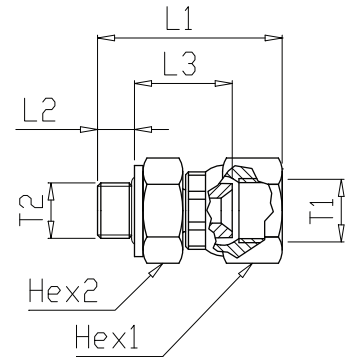
XTL-LA-06 +
IG 0716.400 B



Details JIC + Test = see end of catalogue

TL-EVGE-... JIC - BSPP

Code	T1 [UN/UNF-2B]	T2 [BSPP]	L1 [mm]	L2 [mm]	L3 [mm]	Hex1 [mm]	Hex2 [mm]	⚖ [g]
TL-EVGE-7/16-1/8	7/16-20 UNF	G1/8	32	6	17	16	16	31
TL-EVGE-7/16-1/4	7/16-20 UNF	G1/4	35	10	17	16	19	42
TL-EVGE-1/2-1/4	1/2-20 UNF	G1/4	36	10	17	16	19	39
TL-EVGE-9/16-1/4	9/16-18 UNF	G1/4	37	10	18	19	19	46
TL-EVGE-9/16-3/8	9/16-18 UNF	G3/8	38	10	19	19	22	62
TL-EVGE-3/4-3/8	3/4-16 UNF	G3/8	41	10	21	22	22	62
TL-EVGE-3/4-1/2	3/4-16 UNF	G1/2	45	13	21	22	30	96
TL-EVGE-7/8-1/2	7/8-14 UNF	G1/2	49	13	23	27	30	114
TL-EVGE-11/16-3/4	1-1/16-12 UN	G3/4	52	13	24	32	36	191
TL-EVGE-15/16-3/4	1-5/16-12 UN	G3/4	56	13	28	38	36	247
TL-EVGE-15/16-1	1-5/16-12 UN	G1	59	16	28	38	46	306
TL-EVGE-15/8-11/4	1-5/8-12 UN	G1-1/4	65	16	33	50	50	547
TL-EVGE-17/8-11/4	1-7/8-12 UN	G1-1/4	70	16	35	60	50	755
TL-EVGE-17/8-11/2	1-7/8-12 UN	G1-1/2	70	16	35	60	60	853

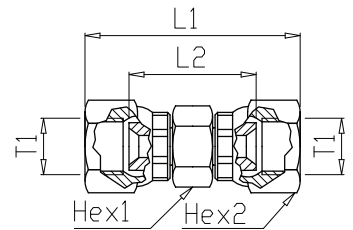


SWIVEL MALE STUD JIC - BSPP

- End 1:** Female JIC 37° flare end, UN/UNF-thread, crimped swivel nut
End 2: Male BSPP, ISO 1179, with NBR O-ring + retaining ring (steel)

TL-GKAD-... JIC - JIC

Code	T1 [UN/UNF-2B]	L1 [mm]	L2 [mm]	Hex1 [mm]	Hex2 [mm]	⚖ [g]
TL-GKAD-06	7/16-20 UNF	42	24	14	16	41
TL-GKAD-08	1/2-20 UNF	45	25	16	16	42
TL-GKAD-10	9/16-18 UNF	46	27	17	19	60
TL-GKAD-12	3/4-16 UNF	53	31	22	22	83
TL-GKAD-14+15+16	7/8-14 UNF	61	34	27	27	152
TL-GKAD-18+20	1-1/16-12 UN	63	34	32	32	208
TL-GKAD-25	1-5/16-12 UN	71	40	38	38	311
TL-GKAD-30+32	1-5/8-12 UN	78	45	46	50	call
TL-GKAD-38	1-7/8-12 UN	79	43	50	60	call

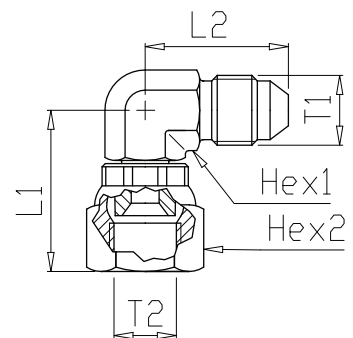


SWIVEL NUT UNION JIC - JIC

- End 1+2:** Female JIC 37° flare end, UN/UNF thread, crimped swivel nut

XTL-WKAD-... JIC - JIC

Code	⌀ [mm]	⌀ [in.]	T1 [UN/UNF-2A]	T2 [UN/UNF-2B]	L1 [mm]	L2 [mm]	Hex1 [mm]	Hex2 [mm]	⚖ [g]
XTL-WKAD-06	6	1/4	7/16-20 UNF	7/16-20 UNF	23	25	11	16	32
XTL-WKAD-08	8	5/16	1/2-20 UNF	1/2-20 UNF	24	27	13	16	37
XTL-WKAD-10	10	3/8	9/16-18 UNF	9/16-18 UNF	27	32	14	19	55
XTL-WKAD-12	12	1/2	3/4-16 UNF	3/4-16 UNF	32	35	19	22	97
XTL-WKAD-14+15+16	14+15+16	5/8	7/8-14 UNF	7/8-14 UNF	37	41	22	27	161
XTL-WKAD-18+20	18+20	3/4	1-1/16-12 UN	1-1/16-12 UN	42	44	27	32	249
XTL-WKAD-25	25	1	1-5/16-12 UN	1-5/16-12 UN	46	51	33	38	378
XTL-WKAD-30+32	30	1-1/4	1-5/8-12 UN	1-5/8-12 UN	52	59	41	50	682
XTL-WKAD-38	38	1-1/2	1-7/8-12 UN	1-7/8-12 UN	59	66	48	60	1096



SWIVEL NUT ELBOW JIC - JIC

- End 1:** Male JIC 37° flare end, UN/UNF-thread
End 2: Female JIC 37° flare end, UN/UNF-thread, crimped swivel nut
Code: XTL... = body only
 TL... = body + nut + sleeve
Weight: Body only

XTL-45WKAD-...

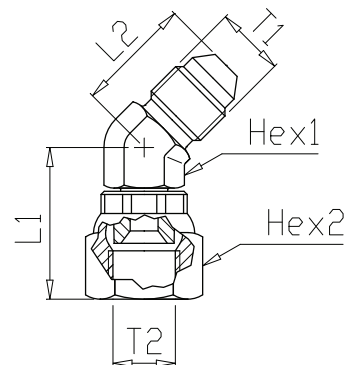
JIC - JIC

Code	[mm]	[in.]	T1 [UN/UNF-2A]	T2 [UN/UNF-2B]	L1 [mm]	L2 [mm]	Hex1 [mm]	Hex2 [mm]	[g]
XTL-45WKAD-10	10	3/8	9/16-18 UNF	9/16-18 UNF	28	21	14	19	44
XTL-45WKAD-12	12	1/2	3/4-16 UNF	3/4-16 UNF	32	25	19	22	83

PART OR SIZE NOT FOUND ?



Please call - we provide you with the part you need!



45° SWIVEL NUT ELBOW

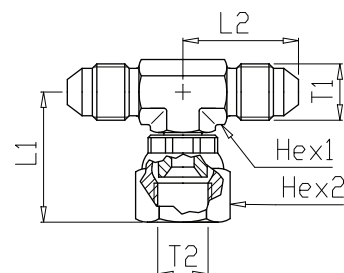
JIC - JIC

- End 1:** Male JIC 37° flare end, UN/UNF-thread
End 2: Female JIC 37° flare end, UN/UNF-thread, crimped swivel nut
Code: XTL... = body only
 TL... = body + nut + sleeve
Weight: Body only

XTL-TA-...

JIC - JIC - JIC

Code	[mm]	[in.]	T1 [UN/UNF-2A]	T2 [UN/UNF-2B]	L1 [mm]	L2 [mm]	Hex1 [mm]	Hex2 [mm]	[g]
XTL-TA-06	6	1/4	7/16-20 UNF	7/16-20 UNF	25	23	11	16	40
XTL-TA-08	8	5/16	1/2-20 UNF	1/2-20 UNF	27	24	13	16	48
XTL-TA-10	10	3/8	9/16-18 UNF	9/16-18 UNF	32	27	14	19	67
XTL-TA-12	12	1/2	3/4-16 UNF	3/4-16 UNF	35	32	19	22	121
XTL-TA-14+15+16	14+15+16	5/8	7/8-14 UNF	7/8-14 UNF	41	37	22	27	210
XTL-TA-18+20	18+20	3/4	1-1/16-12 UN	1-1/16-12 UN	44	42	27	32	314
XTL-TA-25	25	1	1-5/16-12 UN	1-5/16-12 UN	51	46	33	38	465
XTL-TA-30+32	30+32	1-1/4	1-5/8-12 UN	1-5/8-12 UN	59	52	41	50	874



SWIVEL NUT BRANCH TEE

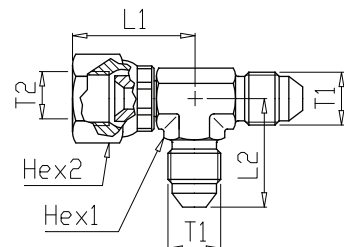
JIC - JIC - JIC

- End 1:** Male JIC 37° flare end, UN/UNF-thread
End 2: Female JIC 37° flare end, UN/UNF-thread, crimped swivel nut
Code: XTL... = body only
 TL... = body + 2 nuts + 2 sleeves
Weight: Body only

XTL-LA-...

JIC - JIC - JIC

Code	[mm]	[in.]	T1 [UN/UNF-2A]	T2 [UN/UNF-2B]	L1 [mm]	L2 [mm]	Hex1 [mm]	Hex2 [mm]	[g]
XTL-LA-06	6	1/4	7/16-20 UNF	7/16-20 UNF	25	23	11	16	39
XTL-LA-08	8	5/16	1/2-20 UNF	1/2-20 UNF	27	24	13	16	48
XTL-LA-10	10	3/8	9/16-18 UNF	9/16-18 UNF	32	27	14	19	70
XTL-LA-12	12	1/2	3/4-16 UNF	3/4-16 UNF	35	32	19	22	123
XTL-LA-14+15+16	14+15+16	5/8	7/8-14 UNF	7/8-14 UNF	41	37	22	27	200
XTL-LA-18+20	18+20	3/4	1-1/16-12 UN	1-1/16-12 UN	44	42	27	32	318
XTL-LA-25	25	1	1-5/16-12 UN	1-5/16-12 UN	51	46	33	38	462
XTL-LA-30+32	30+32	1-1/4	1-5/8-12 UN	1-5/8-12 UN	59	52	41	50	876



SWIVEL NUT RUN TEE

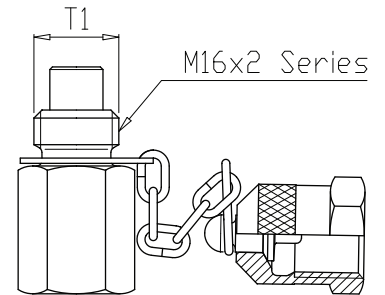
JIC - JIC - JIC

- End 1:** Male JIC 37° flare end, UN/UNF-thread
End 2: Female JIC 37° flare end, UN/UNF-thread, crimped swivel nut
Code: XTL... = body only
 TL... = body + 2 nuts + 2 sleeves
Weight: Body only

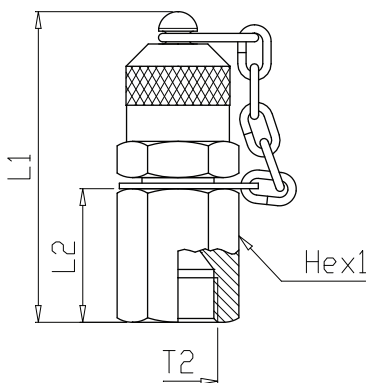
IG ...

M16x2 - JIC

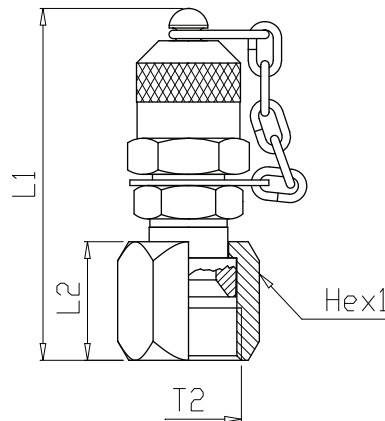
Code	[mm]	[in.]	T1 [metr.]	T2 [UN/UNF-2B]	Type	L1 [mm]	L2 [mm]	Hex1 [mm]	PN [bar]	[g]
IG 0716.400 B	6	1/4	M16x2	7/16-20 UNF	A	55	24	17	350	81
IG 0102.400 B	8	5/16	M16x2	1/2-20 UNF	A	55	24	19	350	89
IG 0916.400 B	10	3/8	M16x2	9/16-18 UNF	A	46	15	19	350	86
IG 0304.400 B	12	1/2	M16x2	3/4-16 UNF	B	65	21	22	310	98
IG 0708.400 B	14,15,16	5/8	M16x2	7/8-14 UNF	B	68	25	27	240	133
IG 1-0116.400 B	18, 20	3/4	M16x2	1-1/16-12 UN	B	71	26	32	240	166
IG 1-0516.400 B	25	1	M16x2	1-5/16-12 UN	B	72	28	41	210	267
IG 1-0508.400 B	30, 32	1-1/4	M16x2	1-5/8-12 UN	B	77	31	50	170	382
IG 1-0708.400 B	38	1-1/2	M16x2	1-7/8-12 UN	B	84	36	60	140	616



Type A



Type B



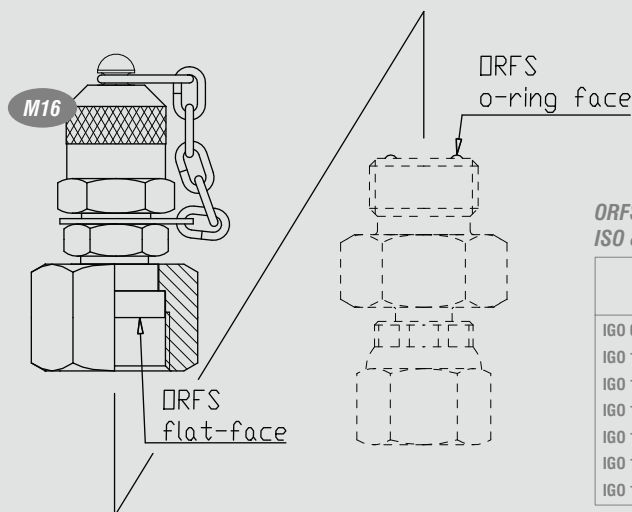
TEST POINT

JIC-FEMALE →M16x2

- T1:** Male M16x2, denominates standard series
 - T2:** Female JIC 37° flare end, UN/UNF-thread
 - Type A:** Rigid body
 - Type B:** Swivel nut
 - PN:** According to SAE J514
 - Temp.:** -20°C to +120°C, acc. to ISO 8434-2 and DIN 3859-1
 - Caps:** Standard = "B" = carbon steel; for yellow plastic cap replace "B" by "A"
 - Material:** Free cutting steel (carbon steel), zinc-nickel plated
 - Seals:** Internal seals = FPM/FKM (Viton®)
 - Application:** Use for bleeding, filling, sample taking, temporary pressure control, and other fluid-diagnostic purposes.
- Safe and leak-free coupling (adaption of hose fitting to M16x2 test point under full system pressure (up to 400 bar max.).
- Test point can be mounted to any of the fittings shown in this catalogue that have male JIC 37° flare ends.
- Fully compatible with all our HydroCheck test equipment, e.g. hose lines DN2.
- Suitable for hydraulic fluid.

ORFS TEST POINTS IN STOCK:

- Pressure control
- Sampling
- Filling
- Bleeding
- Connecting



ORFS test points according to ISO 8434-3:

Call for details

Part No.	Tube [mm]	Tube [in.]	Series	Female Thread	Hex1 [mm]	PN [bar]
IGO 0916.400 B	6	1/4	M16x2	9/16-18 UNF	19	400
IGO 1116.400 B	8, 10	5/16, 3/8	M16x2	11/16-16 UN	22	400
IGO 1316.400 B	12	1/2	M16x2	13/16-16 UN	24	400
IGO 1-0000.400 B	14, 15, 16	5/8	M16x2	1-14 UNS	30	400
IGO 1-0316.400 B	18, 20	3/4	M16x2	1-3/16-12 UN	36	400
IGO 1-0716.400 B	25	1	M16x2	1-7/16-12 UN	41	315
IGO 1-1116.400 B	30, 32	1-1/4	M16x2	1-11/16-12 UN	50	250